

AGENDA of the REGULAR MEETING
of the Board of Education
Rocky Mountain School District No. 6

Rocky Mountain School District No. 6 resides in the traditional unceded territory of the Ktunaxa and Secwépemc Nations. We honour the cultures, languages, and First Nations people of these territories.

Location: Video Conference Meeting
Kimberley, Golden, Invermere District Offices

Date: February 13, 2024

Time: 7:00 p.m.

1. CALL TO ORDER

2. ACKNOWLEDGEMENT OF TERRITORY

3. APPROVAL OF AGENDA

4. APPROVAL OF THE MINUTES OF PRIOR MEETINGS

4.1 Regular Board meeting of January 9, 2024

4.2 Synopsis of in-camera meeting of January 9, 2024 (Alan Rice)

5. PRESENTATIONS/DELEGATIONS

6. MATTERS ARISING FROM THE MINUTES

7. STRATEGIC AND POLICY ISSUES

7.1.1 Policies Under Review feedback (Steve Wyer)*

7.1.2 Third Reading (Steve Wyer)*

Policy 4400, Non-certified Teachers On-call

District Practice 4400, Non-certified Teachers On-call

7.1.3 Second Reading NIL

7.1.4 First Reading

Policy 7000, Transportation of students on regular bus routes

District Practice 7000, Transportation of students on regular bus routes

8. OPERATIONAL ISSUES

8.1 2023-24 Amended Budget (Alan Rice)*

9. REPORTS

- 9.1 Budget utilization report – January 31, 2024 (Alan Rice)*
- 9.2 Child care facility update (Alan Rice)*
- 9.3 BC Adolescent Health Survey results (Sharon Collin)*
- 9.4 Indigenous Education update (Trent Dolgopol)*
- 9.5 Rocky Mountain International Student Program amended budget (Danielle Warren)*
- 9.6 BCSTA surveys (Amber Byklum)
- 9.7 BC School Trustees Association (Jane Thurgood Sagal)
- 9.8 BC School Trustees Association, Kootenay Boundary Branch (Rhonda Smith)
- 9.9 BC Public Schools Employers Association (Scott King)

10. INFORMATION ITEMS

- 10.1 Correspondence NIL
- 10.2 February and March 2024 calendar*

11. FORTHCOMING EVENTS

- | | |
|----------------------------|---|
| 2024.02.27 | Policy Committee, Virtual, 4:30 p.m. |
| 2024.02.28 | Field Trip Committee, Virtual, 4:30 p.m. |
| 2024.03.05 | Labour Relations Committee meeting, Virtual, 12:30 p.m. |
| 2024.03.12 | Board of Education Meeting, Virtual <ul style="list-style-type: none">• In-Camera, 6:00 p.m.• Regular Meeting, 7:00 p.m. |
| 2024.03.18 –
2024.04.01 | Spring Break |

12. QUESTIONS FROM THE PUBLIC

13. ADJOURNMENT

* attachment



DATE: February 13, 2024
TO: Board of Trustees
FROM: Steve Wyer, Assistant Superintendent
SUBJECT: Policy Feedback Communication and Engagement
ORIGINATOR: Stacey Ursulescu
REFERENCE: [Policies Under Review](#)

PUBLIC BOARD MEETING

ISSUE

The Board of Education receive an update on Policies Under Review webpage communication and engagement.

BACKGROUND

Our school communities told the School District in the 2023-24 to 2026-27 Strategic Plan Engagement Survey that they want to be more engaged and have direct communication into the policy development process. In response to that feedback, the School District created the Policies Under Review webpage, complete with a survey for each policy under consideration.

CURRENT SITUATION

Policy 4400, Non-certified Teachers On-Call was introduced and received first reading at the Board of Education meeting on December 12, 2024. The School District sent out a communication to Trustees, principals, vice-principals, administrative assistants, Indigenous partners, DPAC, and Unions on December 13, 2023 providing an update on policies and seeking feedback on Policy 4400. No feedback was received before the Board of Education meeting held on January 9, 2024.

Policy 4400 received second reading on January 9, 2024 and communication seeking feedback was sent out on January 11, 2024 indicating feedback was being collected until January 25, 2024. Two pieces of feedback were submitted through the Policies Under Review webpage (see below) and one piece of feedback was provided by the RMTA Union.

FINANCIAL IMPLICATIONS

None.

CONCLUSION

The Policies Under Review webpage is providing our school communities with the opportunity for direct feedback on policies to the School District and there has been significant engagement. The School District will continue to promote the webpage and policies under review.



KEY MESSAGES

The School District values the opinions of our school communities.

The Policies Under Review Page has been a successful tool at generating direct feedback from the community.

The School District will use policy feedback to make changes and will communicate that via the website, social media, and media releases if required.



Policies Under Review

*Personal identifiers have been redacted to protect privacy of individuals making submission.

Policy 4400: Non-certified Teachers On-Call

From my experience in the community, I am aware of a number of Full Time teachers who have chosen to end their careers, prematurely, with SD6. Feedback from these individuals has indicated that new policies and procedures within the District has led to their decisions. Fostering a culture of respect for employees, rather than a confrontational approach, should be a significant priority. When this occurs, employees will feel supported and driven to succeed, rather than driven out the door. The availability of certified teachers could be greatly improved when the culture is changed. On top of this, there are a number of highly qualified educators with non-instructional desk-jobs located at the School Board Office ("Vice Principals") these individuals should be utilized in classrooms where the regular teacher is unavailable, long before an un-certified teacher is utilized. I do not support the proposed change of policy.

I am offended being a teacher with a valid teaching certificate that applied for a ttoc position and was rejected because I didn't answer the interview questions as well as the 2 principals wanted. I have been out of teaching to raise my son, and now that he is in school I wanted to go back to teaching only as ttoc. I feel that the interview was harsh and the questions were unfair as they asked questions for a full time position. Never did they ask questions on how I would deal with different ttoc situations, they only wanted to know how I would handle full time teaching and planning engaging lessons. The excuse they used when telling me that I didn't get the job was that my interview showed I had been out too long and now they want to hire people who do have certification or experience? That is crazy to me. Please feel free to contact me at [REDACTED] if you'd like to know more about my interview or situation here in the valley.



**POLICY 4400
NON-CERTIFIED TEACHERS-ON-
CALL**

POLICY:

In order to provide a continuous, well-directed educational program for students, the Board of Education (Board) may elect to employ non-certified teachers as per language in B22. 1 and 2 of the collective agreement between School District No. 6 (Rocky Mountain) and the Rocky Mountain Teachers' Association. The Board approves the hiring of the best available non-certified teachers-on-call in the absence of the regular classroom teacher or a certified teacher-on-call.

[DISTRICT PRACTICE 4400 NON CERTIFIED TEACHERS ON CALL](#)

ADOPTED: March 10, 1998

Amended: April 8, 2003; April 14, 2020; _____



DISTRICT PRACTICE 4400 NON-CERTIFIED TEACHERS-ON- CALL

DISTRICT PRACTICE:

The hiring and deployment of non-certified teachers-on-call within a particular school is a management responsibility. As members of the bargaining unit, non-certified teachers ~~and~~ shall be ~~done~~ hired in accordance with the local collective agreement, article B.22 subsections 1 and 2.

1. Non-certified teachers-on-call shall be paid a daily rate based on the lowest step of the current salary grid in the collective agreement between School District No. 6 (Rocky Mountain) and the Rocky Mountain Teachers' Association, calculated by dividing the salary on the lowest step of the teacher's salary grid by ~~the number of teaching days in the current instructional year~~ one hundred eighty-nine (189). Vacation pay will be added to each teaching day according to the British Columbia Employment Standards Act.-
2. Non-certified teachers-on-call are expected to exercise good judgement, conduct themselves in a professional manner, in accordance with Board policies: observing confidentiality in matters concerning students and the school.
3. Hiring of teachers on letters of permission shall involve: an-application process, an assessment of qualification, and an assessment of suitability in an interview setting.

[POLICY 4400 NON CERTIFIED TEACHERS ON CALL](#)

ADOPTED: March 10, 1998

Amended: April 8, 2003; April 14, 2020;



POLICY 7000

TRANSPORTATION OF STUDENTS ON REGULAR SCHOOL BUS ROUTES

POLICY:

Although the *School Act* does not require Boards of Education (“Board”) to provide student transportation services, the Board, as permitted by Section 83 of the *School Act*, and in accordance with this policy and accompanying district practice may provide transportation services for some students to and from school.

Where there are sufficient students to justify the service and where road conditions are suitable for school buses, school bus transportation may be provided for students who reside within the School District No. 6 (Rocky Mountain) “School District” boundary and who live a considerable distance from the nearest school. If school bus transportation is not practical, the Board may consider providing “transportation assistance” to parents.

The School District will provide safe and efficient transportation in a caring manner.

VARIANCE IN POLICY

Circumstances not covered by this policy and accompanying district practice shall be referred to the Superintendent for consideration. Any exceptions to this policy or district practice must be approved by the Board.



DISTRICT PRACTICE 7000

TRANSPORTATION OF STUDENTS ON REGULAR SCHOOL BUS ROUTES

DISTRICT PRACTICE:

The Board of Education (“Board”) may provide transportation or transportation assistance for eligible students, and where possible, transportation for courtesy riders to travel between a designated bus stop and their designated age-appropriate and/or program-appropriate school.

The Board recognizes that in some situations it may be necessary for School District No. 6 (Rocky Mountain) “School District” to relocate students from one school to another. When relocation is directed by the School District, these students are eligible for School District transportation and/or transportation assistance if they qualify as an eligible rider to the new school location.

Transportation services are provided for School District No. 6 (Rocky Mountain) K-12 students only.

1. RIDER ELIGIBILITY

- 1.1 A student must be registered annually as an eligible or courtesy rider in order to ride a school bus.
- 1.2 A student is considered to be eligible if their home address is at least 4.0 km. (Kindergarten to Gr. 3) or 4.8 km (Gr. 4 to Gr. 12) from the nearest bus stop or the nearest age-appropriate and/or program-appropriate school (measured as actual shortest driving distance from the recognized public road access of the student’s property to the nearest bus stop and/or nearest age-appropriate and/or program-appropriate school).
- 1.3 Transportation of a non-eligible student is the responsibility of the parent. Non-eligible students may be provided transportation as courtesy riders. To be approved, there must be space available on existing bus routes. The bus schedule and routes will not be adjusted for courtesy riders.
 - (a) Available space will be determined by September 30.
 - (b) Requests for transportation must be made in writing annually to the Operations Supervisor.
 - (c) Rides are only available for courtesy riders to travel between a designated bus stop and their designated age-appropriate and/or program-appropriate school.
 - (d) Courtesy ridership is subject to cancellation at any time, with five (5) days’ notice.

[POLICY 7000 TRANSPORTATION OF STUDENTS ON REGULAR SCHOOL BUS ROUTES](#)

ADOPTED: November 1998

Amended: Dec 2002, Nov 2003, Sept 2006, Apr 2007, Mar 2009, Nov 2010, Apr 2014, Dec 2016, Nov 2017, Mar 2020, Feb 2021



DISTRICT PRACTICE 7000

TRANSPORTATION OF STUDENTS ON REGULAR SCHOOL BUS ROUTES

1.4 The criteria for approving courtesy ride requests will be based on the following:

- (a) available space;
- (b) ill health or temporary disability;
- (c) age of student;
- (d) distance from school; and
- (e) safety.

1.4.1 In the event of ill health or temporary disability, authorization will be given by the Operations Supervisor upon receipt of a request from the parents, substantiated by a medical certificate, which should state the expected length of the ill health or temporary handicap, if required by staff.

1.5 Transportation for students not attending their age appropriate or program appropriate school shall be the responsibility of parents. Students may apply for a courtesy ride on regular school bus routes where space is available.

2. TRANSPORTATION ASSISTANCE

2.1 ~~2.1~~—In accordance with Section 83 of the *School Act*, transportation assistance will be available to eligible students who reside further than 4.0 km. (Kindergarten to Gr. 3) or 4.8 km (Gr. 4 to Gr. 12)

2.2 ~~To and~~ from the nearest bus stop or nearest age-appropriate and/or program-appropriate school. ~~The rate is determined by the Board and is currently set at \$.40 per km driven.~~

2.3 ~~The Transportation Assistance rate is tied to the rate established the collective agreement between the Rocky Mountain School District Board of Education and the Rocky Mountain Teachers' Association, described in District Practice 3800.~~

2.4 ~~The rate for transportation assistance will be 75% of the rate described in District Practice 3800.~~

2.5 ~~Transportation assistance is based only on days in attendance and is paid on a per-family basis.~~

3. STUDENTS WITH SPECIAL NEEDS

3.1 Students with special needs, as approved by the superintendent or designate, are eligible for transportation or transportation assistance regardless of eligibility as defined in the accompanying policy and this district practice.



DISTRICT PRACTICE 7000

TRANSPORTATION OF STUDENTS ON REGULAR SCHOOL BUS ROUTES

4. BUS ROUTES

4.1 Applications for new bus routes, stops or extensions to existing bus routes shall be submitted to the Operations Supervisor in writing. Applications shall be evaluated based on the following priorities:

- (a) safety of the students affected;
- (b) cost of providing the service should not exceed the cost of the corresponding transportation assistance allowance plus 30%, and the number of students directly affected must be more than four (4);
- (c) space limitations of the particular bus route;
- (d) implications for other students on the affected route;
- (e) road conditions of proposed route or extension; and,
- (f) younger students or students with health problems will be given preference over other students.

The Operations Supervisor is authorized to approve or decline applications based on the above criteria.

4.2 A school bus route may be changed during the current school year. Parents or guardians of students who would be affected by the change shall be notified in writing at least two (2) weeks prior to any such change taking effect.

4.3 All school bus routes will be reviewed annually by the Operations Supervisor to ensure the continued application of the conditions stipulated by the accompanying policy and this district practice. Routes or portions of routes will be discontinued if the cost of continuing the service would exceed the cost of the corresponding transportation assistance allowance plus 30%. In this circumstance, families affected by the change shall be notified in writing at least two (2) months prior to the change taking effect.

PUBLIC BOARD MEETING

REGULAR BOARD MEETING – OPERATIONAL

DATE: February 13, 2024
TO: Board of Trustees
FROM: Alan Rice, Secretary Treasurer
SUBJECT: Amended Annual Budget – June 30, 2024
ORIGINATOR: Alan Rice, Secretary Treasurer
REFERENCE: Amended Annual Budget – June 30, 2024



ISSUE

In accordance with section 113 of the School Act the Minister is requiring Amended Annual Budgets to be prepared, adopted by bylaw and submitted by February 28, 2024.

BACKGROUND

The ministry requires school boards to account fully for how they manage and spend the government's education funding. School District Financial Reporting provides school boards with a financial reporting framework. It also works with all boards to provide them with instructions and direction on budgeting, accounting and the reporting of the funds they receive from both the ministry and other sources. Under Section 113 (1)(a) and 9109B0, each year the Board must adopt an amended annual budget for that fiscal year.

CURRENT SITUATION

As a part of the 2023/24 collaborative budget process, we met with all principals and senior management to review staffing and discretionary spending. We have responded to changes in enrollment from standard schools as well as additional funding provided by the Ministry under the Student and Family Affordability Fund. The budget review process also aimed to ensure the alignment of budget allocations with the FESL, district operational plans and school plans for student success.

School District No. 6 (Rocky Mountain) is estimating to receive 87.4% of its operating revenue from provincial Ministry of Education and Child Care (MOECC) and other grants, 7.5% from tuition, 3.7% from local capital reserves, 0.1% from prior year appropriated surplus, and 1.3% from other sources. The proposed operating budget for 2023/24 is allocated to be spent on salaries and benefits 83.11%; services and supplies 7.78%; student transportation, PD and travel, rentals and leases, dues and fees and insurance 7.07%; and utilities 2.04%.

Mr. Rice presented the Amended Annual Budget in detail to the Finance and Audit committee on February 6th. The recommendation from the Finance and Audit Committee meeting will be provided at the Public Board meeting.



PUBLIC BOARD MEETING

The statements and scheduled included in the amended budget are:

- Statement 2 – Revenue and Expense (original signatures required once finalized)
- Statement 4 – Change in Net Financial Assets (Debt)
- Schedule 1 – Schedule of Changes in Accumulated Surplus (Deficit) by Fund
- Schedule 2 – Operating Revenue and Expense
- Schedule 2A – Schedule of Operating Revenue by Source
- Schedule 2B – Schedule of Operating Expense by Object
- Schedule 2C – Operating Expense by Function, Program and Object
- Schedule 3 – Special Purpose Revenue and Expense
- Schedule 3A – Changes in Special Purpose Funds
- Schedule 4 – Capital Revenue and Expense

CONCLUSION

That the Board approve the amended budget as presented.

RECOMMENDATION/POSSIBLE MOTION

That the Board of Education of School District No.6 (Rocky Mountain) approve all three readings of the 2023-2024 Amended Annual Budget Bylaw at this meeting.

That the Board of Education of School District No. 6 (Rocky Mountain) approve first reading of the 2023-2024 Amended Annual Budget Bylaw in the amount of \$64,221,567.

That the Board of Education of School District No. 6 (Rocky Mountain) approve second reading of the 2023-2024 Amended Annual Budget Bylaw in the amount of \$64,221,567.

That the Board of Education of School District No. 6 (Rocky Mountain) approve third and final reading of the 2023-2024 Amended Annual Budget Bylaw in the amount of \$64,221,567.

KEY MESSAGES

The Board has approved a balanced budget for the 2023-24 school year.



Amended Annual Budget

School District No. 06 (Rocky Mountain)

June 30, 2024

School District No. 06 (Rocky Mountain)

June 30, 2024

Table of Contents

Bylaw	1
Amended Annual Budget - Revenue and Expense - Statement 2	2
Amended Annual Budget - Changes in Net Financial Assets (Debt) - Statement 4	4
Amended Annual Budget - Schedule of Changes in Accumulated Surplus (Deficit) by Fund - Schedule 1	5
Amended Annual Budget - Operating Revenue and Expense - Schedule 2	6
Schedule 2A - Amended Annual Budget - Schedule of Operating Revenue by Source	7
Schedule 2B - Amended Annual Budget - Schedule of Operating Expense by Object	8
Schedule 2C - Amended Annual Budget - Operating Expense by Function, Program and Object	9
Amended Annual Budget - Special Purpose Revenue and Expense - Schedule 3	11
Schedule 3A - Amended Annual Budget - Changes in Special Purpose Funds	12
Amended Annual Budget - Capital Revenue and Expense - Schedule 4	15

*NOTE - Statement 1, Statement 3, Statement 5 and Schedules 4A - 4D are used for Financial Statement reporting only.

AMENDED ANNUAL BUDGET BYLAW

A Bylaw of THE BOARD OF EDUCATION OF SCHOOL DISTRICT NO. 06 (ROCKY MOUNTAIN) (called the "Board") to adopt the Amended Annual Budget of the Board for the fiscal year 2023/2024 pursuant to section 113 of the *School Act*, R.S.B.C., 1996, c. 412 as amended from time to time (called the "Act").

1. The Board has complied with the provisions of the *Act*, Ministerial Orders, and Ministry of Education and Child Care Policies respecting the Amended Annual Budget adopted by this bylaw.
2. This bylaw may be cited as School District No. 06 (Rocky Mountain) Amended Annual Budget Bylaw for fiscal year 2023/2024.
3. The attached Statement 2 showing the estimated revenue and expense for the 2023/2024 fiscal year and the total budget bylaw amount of \$64,221,567 for the 2023/2024 fiscal year was prepared in accordance with the *Act*.
4. Statement 2, 4 and Schedules 1 to 4 are adopted as the Amended Annual Budget of the Board for the fiscal year 2023/2024.

READ A FIRST TIME THE 13th DAY OF FEBRUARY, 2024;

READ A SECOND TIME THE 13th DAY OF FEBRUARY, 2024;

READ A THIRD TIME, PASSED AND ADOPTED THE 13th DAY OF FEBRUARY, 2024;

(Corporate Seal)

Chairperson of the Board

Secretary Treasurer

I HEREBY CERTIFY this to be a true original of School District No. 06 (Rocky Mountain) Amended Annual Budget Bylaw 2023/2024, adopted by the Board the 13th DAY OF FEBRUARY, 2024.

Secretary Treasurer

School District No. 06 (Rocky Mountain)

Amended Annual Budget - Revenue and Expense

Year Ended June 30, 2024

	2024 Amended Annual Budget	2023 Amended Annual Budget
Ministry Operating Grant Funded FTE's		
School-Age	3,500.875	3,509.250
Adult	1.750	2.000
Total Ministry Operating Grant Funded FTE's	3,502.625	3,511.250
Revenues	\$	\$
Provincial Grants		
Ministry of Education and Child Care	53,264,158	50,584,388
Tuition	4,045,037	4,011,735
Other Revenue	1,271,846	1,157,936
Rentals and Leases	65,000	64,119
Investment Income	419,500	288,700
Amortization of Deferred Capital Revenue	2,030,680	1,983,011
Total Revenue	61,096,221	58,089,889
Expenses		
Instruction	47,054,117	45,272,185
District Administration	2,228,445	2,060,818
Operations and Maintenance	10,298,686	9,393,493
Transportation and Housing	2,489,950	2,415,445
Debt Services	33,771	19,400
Total Expense	62,104,969	59,161,341
Net Revenue (Expense)	(1,008,748)	(1,071,452)
Budgeted Allocation (Retirement) of Surplus (Deficit)	29,762	623,825
Budgeted Surplus (Deficit), for the year	(978,986)	(447,627)
Budgeted Surplus (Deficit), for the year comprised of:		
Operating Fund Surplus (Deficit)		
Special Purpose Fund Surplus (Deficit)		
Capital Fund Surplus (Deficit)	(978,986)	(447,627)
Budgeted Surplus (Deficit), for the year	(978,986)	(447,627)

School District No. 06 (Rocky Mountain)

Amended Annual Budget - Revenue and Expense
Year Ended June 30, 2024

	2024 Amended Annual Budget	2023 Amended Annual Budget
Budget Bylaw Amount		
Operating - Total Expense	51,841,959	49,710,054
Special Purpose Funds - Total Expense	6,612,776	6,289,996
Special Purpose Funds - Tangible Capital Assets Purchased	356,614	356,453
Capital Fund - Total Expense	3,650,234	3,161,291
Capital Fund - Tangible Capital Assets Purchased from Local Capital	1,759,984	782,866
Total Budget Bylaw Amount	64,221,567	60,300,660

Approved by the Board

Signature _____ Date _____
Signature _____ Date _____
Signature _____ Date _____

DRAFT

School District No. 06 (Rocky Mountain)

Amended Annual Budget - Changes in Net Financial Assets (Debt)

Year Ended June 30, 2024

	2024 Amended Annual Budget	2023 Amended Annual Budget
	\$	\$
Surplus (Deficit) for the year	(1,008,748)	(1,071,452)
Effect of change in Tangible Capital Assets		
Acquisition of Tangible Capital Assets		
From Operating and Special Purpose Funds	(356,614)	(356,453)
From Local Capital	(1,759,984)	(782,866)
From Deferred Capital Revenue	(8,420,700)	(3,582,394)
Acquired by Lease	(50,000)	(160,000)
Total Acquisition of Tangible Capital Assets	(10,587,298)	(4,881,713)
Amortization of Tangible Capital Assets	3,616,463	3,141,891
Total Effect of change in Tangible Capital Assets	(6,970,835)	(1,739,822)
Acquisitions of Prepaid Expenses	(50,000)	(50,000)
Use of Prepaid Expenses	50,000	50,000
	-	-
(Increase) Decrease in Net Financial Assets (Debt)	(7,979,583)	(2,811,274)

School District No. 06 (Rocky Mountain)

Amended Annual Budget - Schedule of Changes in Accumulated Surplus (Deficit) by Fund
Year Ended June 30, 2024

	Operating Fund	Special Purpose Fund	Capital Fund	2024 Amended Annual Budget
	\$	\$	\$	\$
Accumulated Surplus (Deficit), beginning of year	1,289,042	54,031	24,228,107	25,571,180
Changes for the year				
Net Revenue (Expense) for the year	(29,762)	356,614	(1,335,600)	(1,008,748)
Interfund Transfers				
Tangible Capital Assets Purchased		(356,614)	356,614	-
Net Changes for the year	(29,762)	-	(978,986)	(1,008,748)
Budgeted Accumulated Surplus (Deficit), end of year	1,259,280	54,031	23,249,121	24,562,432

School District No. 06 (Rocky Mountain)

Amended Annual Budget - Operating Revenue and Expense
Year Ended June 30, 2024

	2024 Amended Annual Budget	2023 Amended Annual Budget
	\$	\$
Revenues		
Provincial Grants		
Ministry of Education and Child Care	47,059,528	44,907,439
Tuition	4,045,037	4,011,735
Other Revenue	277,632	192,936
Rentals and Leases	65,000	64,119
Investment Income	365,000	240,000
Total Revenue	51,812,197	49,416,229
Expenses		
Instruction	40,488,377	39,030,224
District Administration	2,220,945	2,053,318
Operations and Maintenance	6,964,784	6,534,351
Transportation and Housing	2,167,853	2,092,161
Total Expense	51,841,959	49,710,054
Net Revenue (Expense)	(29,762)	(293,825)
Budgeted Prior Year Surplus Appropriation	29,762	623,825
Net Transfers (to) from other funds		
Other		(330,000)
Total Net Transfers	-	(330,000)
Budgeted Surplus (Deficit), for the year	-	-

School District No. 06 (Rocky Mountain)

Schedule 2A

Amended Annual Budget - Schedule of Operating Revenue by Source
Year Ended June 30, 2024

	2024 Amended Annual Budget	2023 Amended Annual Budget
	\$	\$
Provincial Grants - Ministry of Education and Child Care		
Operating Grant, Ministry of Education and Child Care	45,795,433	42,739,200
ISC/LEA Recovery	(120,432)	(108,936)
Other Ministry of Education and Child Care Grants		
Pay Equity	207,823	207,823
Student Transportation Fund	369,399	369,399
Support Staff Benefits Grant	45,759	45,759
FSA Scorer Grant	8,187	8,187
Early Learning Framework (ELF) Implementation		514
Labour Settlement Funding	748,359	1,645,493
Equity Scan Grant	5,000	
Total Provincial Grants - Ministry of Education and Child Care	47,059,528	44,907,439
Tuition		
International and Out of Province Students	4,045,037	4,011,735
Total Tuition	4,045,037	4,011,735
Other Revenues		
Funding from First Nations	120,432	108,936
Miscellaneous		
Arts in Education	7,200	7,200
Donations	50,000	9,000
Other	100,000	67,800
Total Other Revenue	277,632	192,936
Rentals and Leases	65,000	64,119
Investment Income	365,000	240,000
Total Operating Revenue	51,812,197	49,416,229

School District No. 06 (Rocky Mountain)

Amended Annual Budget - Schedule of Operating Expense by Object
Year Ended June 30, 2024

	2024 Amended Annual Budget	2023 Amended Annual Budget
	\$	\$
Salaries		
Teachers	16,323,519	15,511,926
Principals and Vice Principals	4,022,255	3,640,230
Educational Assistants	3,336,025	3,423,895
Support Staff	4,719,097	4,314,549
Other Professionals	4,514,127	4,359,551
Substitutes	2,028,572	1,847,743
Total Salaries	34,943,595	33,097,894
Employee Benefits	8,174,803	7,843,803
Total Salaries and Benefits	43,118,398	40,941,697
Services and Supplies		
Services	1,561,246	1,503,805
Student Transportation	325,925	502,395
Professional Development and Travel	878,822	868,611
Rentals and Leases	24,200	82,000
Dues and Fees	2,244,417	2,479,698
Insurance	155,500	147,500
Supplies	2,477,251	2,241,648
Utilities	1,056,200	942,700
Total Services and Supplies	8,723,561	8,768,357
Total Operating Expense	51,841,959	49,710,054

School District No. 06 (Rocky Mountain)

Amended Annual Budget - Operating Expense by Function, Program and Object

Year Ended June 30, 2024

	Teachers Salaries	Principals and Vice Principals Salaries	Educational Assistants Salaries	Support Staff Salaries	Other Professionals Salaries	Substitutes Salaries	Total Salaries
	\$	\$	\$	\$	\$	\$	\$
1 Instruction							
1.02 Regular Instruction	14,614,374	999,022	225,750	683,118	320,771	1,582,737	18,425,772
1.03 Career Programs							-
1.07 Library Services	162,323			122,563		2,000	286,886
1.08 Counselling	407,172						407,172
1.10 Special Education	1,127,938	134,186	3,100,667	16,939	614,461	206,775	5,200,966
1.30 English Language Learning	11,712						11,712
1.31 Indigenous Education		134,186	9,608		749,246	3,360	896,400
1.41 School Administration		2,746,803		399,131		29,200	3,175,134
1.61 Continuing Education		8,058					8,058
1.62 International and Out of Province Students				50,891	616,531		667,422
Total Function 1	16,323,519	4,022,255	3,336,025	1,272,642	2,301,009	1,824,072	29,079,522
4 District Administration							
4.11 Educational Administration					294,875		294,875
4.40 School District Governance					142,702		142,702
4.41 Business Administration					940,759		940,759
Total Function 4	-	-	-	-	1,378,336	-	1,378,336
5 Operations and Maintenance							
5.41 Operations and Maintenance Administration				25,446	240,488	2,000	267,934
5.50 Maintenance Operations				2,518,202	368,195	127,500	3,013,897
5.52 Maintenance of Grounds				89,762		15,000	104,762
5.56 Utilities							-
Total Function 5	-	-	-	2,633,410	608,683	144,500	3,386,593
7 Transportation and Housing							
7.41 Transportation and Housing Administration					101,891		101,891
7.70 Student Transportation				813,045	124,208	60,000	997,253
Total Function 7	-	-	-	813,045	226,099	60,000	1,099,144
9 Debt Services							
Total Function 9	-	-	-	-	-	-	-
Total Functions 1 - 9	16,323,519	4,022,255	3,336,025	4,719,097	4,514,127	2,028,572	34,943,595

School District No. 06 (Rocky Mountain)

Amended Annual Budget - Operating Expense by Function, Program and Object

Year Ended June 30, 2024

	Total Salaries	Employee Benefits	Total Salaries and Benefits	Services and Supplies	2024 Amended Annual Budget	2023 Amended Annual Budget
	\$	\$	\$	\$	\$	\$
1 Instruction						
1.02 Regular Instruction	18,425,772	4,287,765	22,713,537	1,758,790	24,472,327	23,416,866
1.03 Career Programs	-		-	1,000	1,000	500
1.07 Library Services	286,886	72,045	358,931	107,810	466,741	475,068
1.08 Counselling	407,172	94,059	501,231	7,100	508,331	352,813
1.10 Special Education	5,200,966	1,355,192	6,556,158	174,510	6,730,668	6,374,009
1.30 English Language Learning	11,712	2,678	14,390	200	14,590	9,947
1.31 Indigenous Education	896,400	228,132	1,124,532	143,010	1,267,542	1,320,734
1.41 School Administration	3,175,134	667,537	3,842,671	115,373	3,958,044	3,608,872
1.61 Continuing Education	8,058	1,591	9,649	-	9,649	8,849
1.62 International and Out of Province Students	667,422	95,583	763,005	2,296,480	3,059,485	3,462,566
Total Function 1	29,079,522	6,804,582	35,884,104	4,604,273	40,488,377	39,030,224
4 District Administration						
4.11 Educational Administration	294,875	64,734	359,609	76,650	436,259	351,913
4.40 School District Governance	142,702	7,500	150,202	108,850	259,052	261,590
4.41 Business Administration	940,759	196,828	1,137,587	388,047	1,525,634	1,439,815
Total Function 4	1,378,336	269,062	1,647,398	573,547	2,220,945	2,053,318
5 Operations and Maintenance						
5.41 Operations and Maintenance Administration	267,934	64,477	332,411	170,210	502,621	484,324
5.50 Maintenance Operations	3,013,897	740,203	3,754,100	1,171,523	4,925,623	4,619,441
5.52 Maintenance of Grounds	104,762	25,958	130,720	169,500	300,220	307,766
5.56 Utilities	-		-	1,236,320	1,236,320	1,122,820
Total Function 5	3,386,593	830,638	4,217,231	2,747,553	6,964,784	6,534,351
7 Transportation and Housing						
7.41 Transportation and Housing Administration	101,891	22,555	124,446	15,630	140,076	134,896
7.70 Student Transportation	997,253	247,966	1,245,219	782,558	2,027,777	1,957,265
Total Function 7	1,099,144	270,521	1,369,665	798,188	2,167,853	2,092,161
9 Debt Services						
Total Function 9	-	-	-	-	-	-
Total Functions 1 - 9	34,943,595	8,174,803	43,118,398	8,723,561	51,841,959	49,710,054

School District No. 06 (Rocky Mountain)

Amended Annual Budget - Special Purpose Revenue and Expense
Year Ended June 30, 2024

	2024 Amended Annual Budget	2023 Amended Annual Budget
	\$	\$
Revenues		
Provincial Grants		
Ministry of Education and Child Care	5,970,676	5,676,949
Other Revenue	994,214	965,000
Investment Income	4,500	4,500
Total Revenue	6,969,390	6,646,449
Expenses		
Instruction	6,565,740	6,241,961
District Administration	7,500	7,500
Operations and Maintenance	16,667	16,667
Transportation and Housing	22,869	23,868
Total Expense	6,612,776	6,289,996
Net Revenue (Expense)	356,614	356,453
Net Transfers (to) from other funds		
Tangible Capital Assets Purchased	(356,614)	(356,453)
Total Net Transfers	(356,614)	(356,453)
Budgeted Surplus (Deficit), for the year	-	-

School District No. 06 (Rocky Mountain)

Amended Annual Budget - Changes in Special Purpose Funds

Year Ended June 30, 2024

	Annual Facility Grant	Learning Improvement Fund	Special Education Equipment	Scholarships and Bursaries	School Generated Funds	Strong Start	Ready, Set, Learn	OLEP	CommunityLINK
Deferred Revenue, beginning of year	\$ 172,438	\$ -	\$ 18,731	\$ 81,464	\$ 930,857	\$ 26,657	17,733	\$ 26,047	\$ -
Add: Restricted Grants									
Provincial Grants - Ministry of Education and Child Care	195,843	171,984				96,000	19,600	113,783	434,293
Other				5,000	903,000				
Investment Income				2,500	2,000				
	195,843	171,984	-	7,500	905,000	96,000	19,600	113,783	434,293
Less: Allocated to Revenue	368,281	171,984	5,000	7,500	989,000	122,657	37,333	139,830	434,293
Deferred Revenue, end of year	-	-	13,731	81,464	846,857	-	-	-	-
Revenues									
Provincial Grants - Ministry of Education and Child Care	368,281	171,984	5,000			122,657	37,333	139,830	434,293
Other Revenue				5,000	987,000				
Investment Income				2,500	2,000				
	368,281	171,984	5,000	7,500	989,000	122,657	37,333	139,830	434,293
Expenses									
Salaries									
Teachers								99,969	119,247
Educational Assistants		139,307							51,379
Other Professionals							20,000		198,578
Substitutes							14,283		
	-	139,307	-	-	-	-	34,283	99,969	369,204
Employee Benefits		32,677					3,050	29,861	59,589
Services and Supplies	16,667			7,500	989,000	122,657		10,000	5,500
	16,667	171,984	-	7,500	989,000	122,657	37,333	139,830	434,293
Net Revenue (Expense) before Interfund Transfers	351,614	-	5,000	-	-	-	-	-	-
Interfund Transfers									
Tangible Capital Assets Purchased	(351,614)		(5,000)						
	(351,614)	-	(5,000)	-	-	-	-	-	-
Net Revenue (Expense)	-	-	-	-	-	-	-	-	-

School District No. 06 (Rocky Mountain)

Amended Annual Budget - Changes in Special Purpose Funds

Year Ended June 30, 2024

	Classroom Enhancement Fund - Overhead	Classroom Enhancement Fund - Staffing	First Nation Student Transportation	Mental Health in Schools	Changing Results for Young Children	JUST B4	SEY2KT (Early Years to Kindergarten)	ECL Early Care & Learning	Feeding Futures Fund
	\$	\$	\$	\$	\$	\$	\$	\$	\$
Deferred Revenue, beginning of year	-	-	10,728	-	301	6,012	-	-	-
Add: Restricted Grants									
Provincial Grants - Ministry of Education and Child Care	211,745	3,690,465	12,141	55,000	11,250	25,000	19,000	175,000	475,770
Other						1,100			
Investment Income									
	211,745	3,690,465	12,141	55,000	11,250	26,100	19,000	175,000	475,770
Less: Allocated to Revenue	211,745	3,690,465	22,869	55,000	11,551	32,112	19,000	175,000	475,770
Deferred Revenue, end of year	-	-	-	-	-	-	-	-	-
Revenues									
Provincial Grants - Ministry of Education and Child Care	211,745	3,690,465	22,869	55,000	11,551	29,898	19,000	175,000	475,770
Other Revenue						2,214			
Investment Income									
	211,745	3,690,465	22,869	55,000	11,551	32,112	19,000	175,000	475,770
Expenses									
Salaries									
Teachers		3,020,927							
Educational Assistants									
Other Professionals	53,625				7,700	14,500		144,000	77,075
Substitutes	107,921			35,000		10,000			
	161,546	3,020,927	-	35,000	7,700	24,500	-	144,000	77,075
Employee Benefits	30,199	669,538		7,000	2,300	6,500		31,000	18,079
Services and Supplies	20,000		22,869	13,000	1,551	1,112	19,000		380,616
	211,745	3,690,465	22,869	55,000	11,551	32,112	19,000	175,000	475,770
Net Revenue (Expense) before Interfund Transfers	-	-	-	-	-	-	-	-	-
Interfund Transfers									
Tangible Capital Assets Purchased	-	-	-	-	-	-	-	-	-
Net Revenue (Expense)	-	-	-	-	-	-	-	-	-

School District No. 06 (Rocky Mountain)

Amended Annual Budget - Changes in Special Purpose Funds

Year Ended June 30, 2024

	<u>TOTAL</u>
	\$
Deferred Revenue, beginning of year	1,290,968
Add: Restricted Grants	
Provincial Grants - Ministry of Education and Child Care	5,706,874
Other	909,100
Investment Income	4,500
	<u>6,620,474</u>
Less: Allocated to Revenue	<u>6,969,390</u>
Deferred Revenue, end of year	<u><u>942,052</u></u>
Revenues	
Provincial Grants - Ministry of Education and Child Care	5,970,676
Other Revenue	994,214
Investment Income	4,500
	<u>6,969,390</u>
Expenses	
Salaries	
Teachers	3,240,143
Educational Assistants	190,686
Other Professionals	515,478
Substitutes	167,204
	<u>4,113,511</u>
Employee Benefits	889,793
Services and Supplies	1,609,472
	<u>6,612,776</u>
Net Revenue (Expense) before Interfund Transfers	<u>356,614</u>
Interfund Transfers	
Tangible Capital Assets Purchased	<u>(356,614)</u>
	<u>(356,614)</u>
Net Revenue (Expense)	<u><u>-</u></u>

School District No. 06 (Rocky Mountain)

Amended Annual Budget - Capital Revenue and Expense

Year Ended June 30, 2024

	2024 Amended Annual Budget			2023 Amended Annual Budget
	Invested in Tangible Capital Assets	Local Capital	Fund Balance	
	\$	\$	\$	\$
Revenues				
Provincial Grants				
Ministry of Education and Child Care	233,954		233,954	
Investment Income		50,000	50,000	44,200
Amortization of Deferred Capital Revenue	2,030,680		2,030,680	1,983,011
Total Revenue	2,264,634	50,000	2,314,634	2,027,211
Expenses				
Amortization of Tangible Capital Assets				
Operations and Maintenance	3,317,235		3,317,235	2,842,475
Transportation and Housing	299,228		299,228	299,416
Debt Services				
Capital Lease Interest		33,771	33,771	19,400
Total Expense	3,616,463	33,771	3,650,234	3,161,291
Net Revenue (Expense)	(1,351,829)	16,229	(1,335,600)	(1,134,080)
Net Transfers (to) from other funds				
Tangible Capital Assets Purchased	356,614		356,614	356,453
Capital Lease Payment			-	330,000
Total Net Transfers	356,614	-	356,614	686,453
Other Adjustments to Fund Balances				
Tangible Capital Assets Purchased from Local Capital	1,759,984	(1,759,984)	-	
Principal Payment				
Capital Lease	238,634	(238,634)	-	
Total Other Adjustments to Fund Balances	1,998,618	(1,998,618)	-	
Budgeted Surplus (Deficit), for the year	1,003,403	(1,982,389)	(978,986)	(447,627)

REGULAR MEETING: INFORMATION

DATE: February 13, 2024
TO: Board of Trustees
FROM: Alan Rice, Secretary Treasurer
SUBJECT: Budget Utilization – January 31, 2024
ORIGINATOR: Alan Rice
REFERENCE: Budget Utilization Summary – January 31, 2024



PUBLIC BOARD MEETING

ISSUE

That the Board of Education receive a report on year-to-date operating expenditures compared to budget and prior year data as information.

BACKGROUND

This report is to provide the Board with information concerning fluctuations in operating expenditures on a monthly basis.

CURRENT SITUATION

Instruction: increase of approximately \$1,426,000 from prior year attributable to increase in salaries and benefits. Actual amounts are in line with budget with a variance of 0.81% above estimated for the current year.

Administration: increase of approximately \$21,000 from prior year which is attributable to increases to salaries and benefits. Actual amounts are greater than budgeted with a variance of 3.61% above estimated. The majority of the Districts licenses, due and fees are due on July 1 of each year. Therefore, the variance is anticipated to fall in line with budgeted as the year progresses.

Operations and Maintenance: increase of approximately \$470,000 from prior year. Primarily attributable to increases in salaries and benefits. Actual amounts are in line with budget with a variance of 0.84% below estimated.

Transportation and Housing: increase of approximately \$55,000 from prior year. Primarily attributable to salaries and benefits. Actual amounts are in line with budget at 4.66% below estimated.



PUBLIC BOARD MEETING

CONCLUSION

Expenditures to date are below budget by 0.48% and greater than the prior year by \$1,971,000 for the same timeframe. The operating variance of actual to budget for year-to-date is considered reasonable.

RECOMMENDATION

Continue to monitor on a monthly basis.

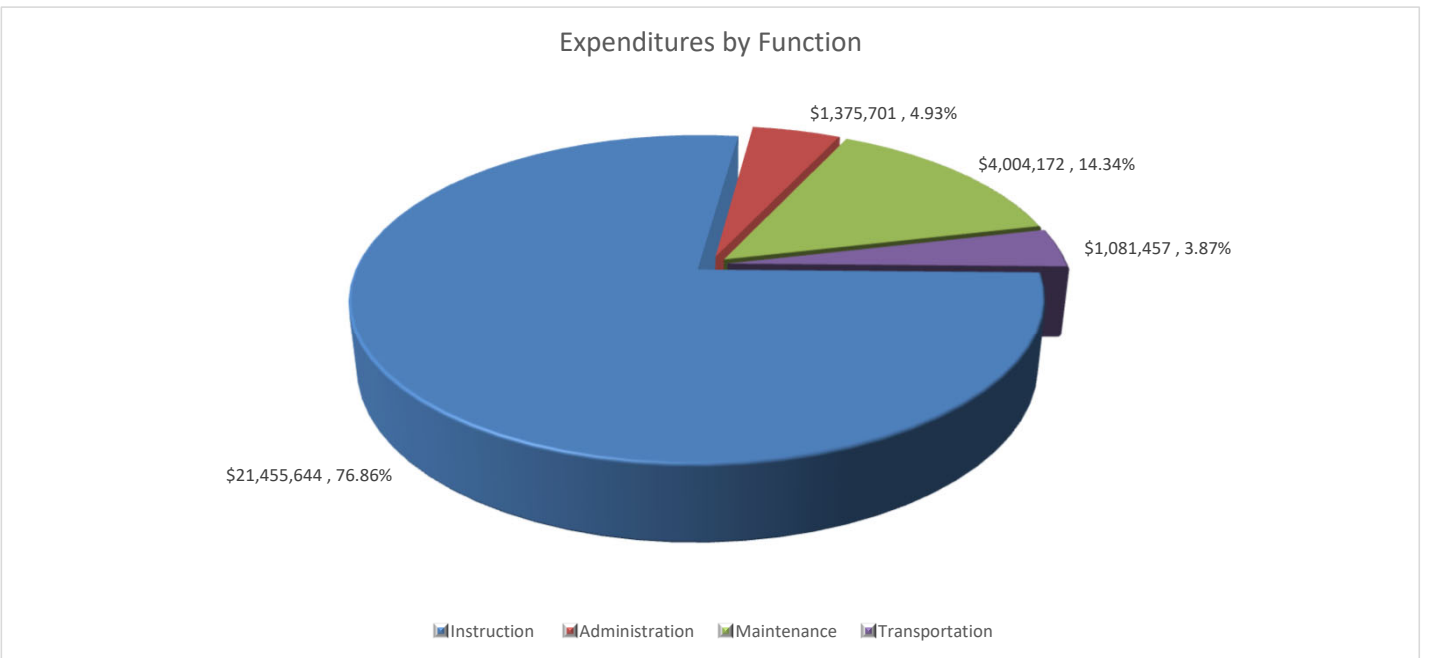
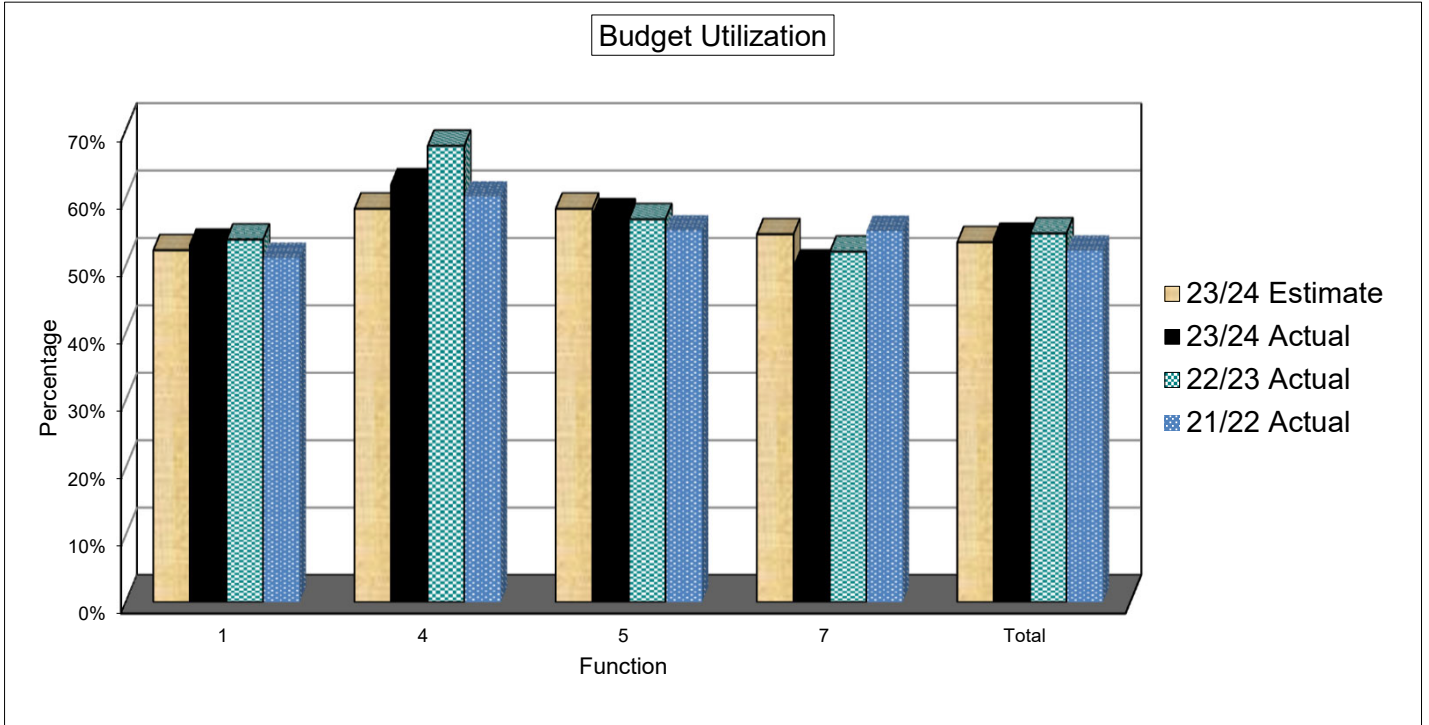
STRATEGIC ALIGNMENT

Resource allocation for student success, budget monitoring and financial stewardship.

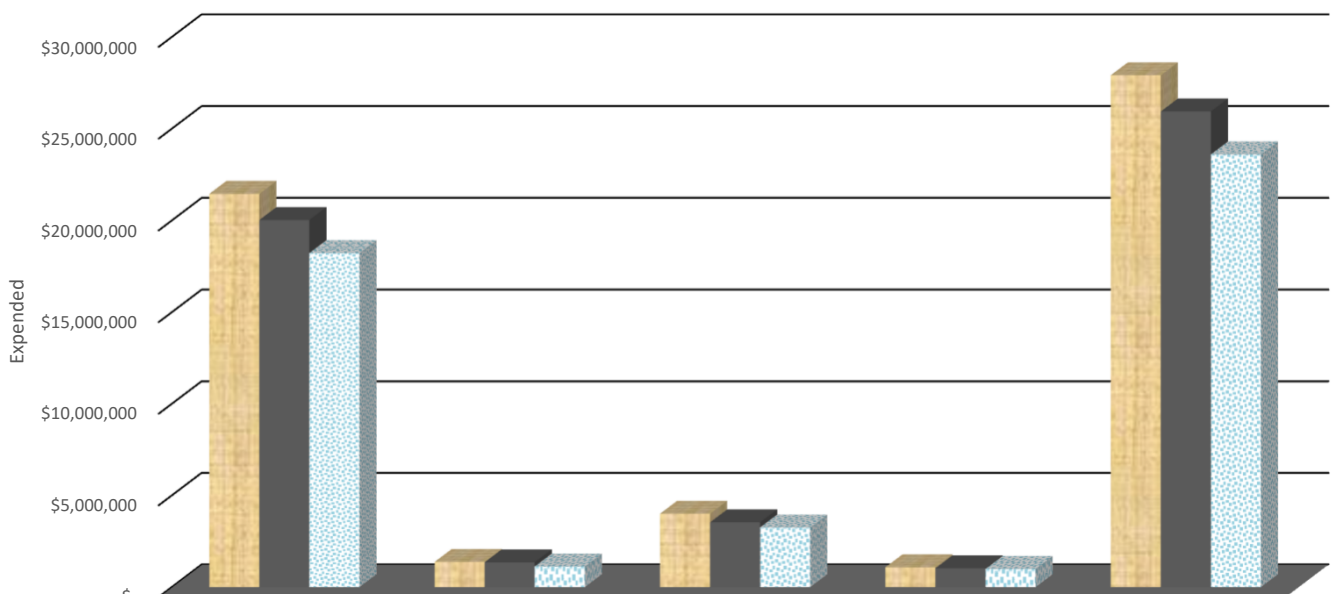


**ROCKY MOUNTAIN SCHOOL DISTRICT
BUDGET UTILIZATION SUMMARY
1/31/2024**

<u>FUNCTION</u>	<u>#</u>	<u>MONTHS</u>	<u>BUDGET</u>	<u>2023/24 EXPENDED</u>	<u>ACTUAL</u>	<u>ESTIMATE</u>	<u>2022/23 ACTUAL</u>
Instruction	1	10	\$ 40,488,377	\$ 21,455,644	52.99%	52.18%	53.77%
Administration	4	12	\$ 2,220,945	\$ 1,375,701	61.94%	58.33%	67.67%
Maintenance	5	12	\$ 6,964,784	\$ 4,004,172	57.49%	58.33%	56.78%
Transportation	7	11	\$ 2,167,853	\$ 1,081,457	49.89%	54.55%	51.98%
Total			\$ 51,841,959	\$ 27,916,974	53.85%	53.37%	54.68%



3 Year Actual Expenditure Comparison



■ 2023/24 Actual	1	4	5	7	Total
■ 2022/23 Actual	\$21,455,644	\$1,375,701	\$4,004,172	\$1,081,457	\$27,916,974
■ 2021/22 Actual	\$20,029,779	\$1,354,941	\$3,534,557	\$1,026,307	\$25,945,584
■ 2021/22 Actual	\$18,229,407	\$1,126,019	\$3,256,850	\$991,007	\$23,603,283

DATE: February 13, 2024
TO: Board of Trustees
FROM: Alan Rice, Secretary Treasurer
SUBJECT: Childcare Projects Update



ORIGINATOR: Al Rice, Secretary Treasurer and Steve Jackson, SBJ Project Management Ltd.

PUBLIC BOARD MEETING

ISSUE

This report is to update the Trustees regarding the status of current Childcare new space projects.

BACKGROUND

Since launching in July 2018, the Childcare BC New Spaces Fund has accelerated the creation of new licensed childcare, helping families who want or need to access affordable, quality childcare and strengthening communities across BC.

To date two projects have been approved:

- ✓ Rocky Mountain Childcare – Marysville
 - Public announcement January 24th, 2023
 - Provincial funding \$8,880,000.00
 - Columbia Basin Trust funding \$300,000
 - Construction location – north portion of Marysville Elementary school site

- ✓ Rocky Mountain Childcare – Invermere
 - Public announcement – May 10th, 2023
 - Provincial funding \$8,653,849.00
 - Columbia Basin Trust funding \$300,000
 - Construction location – north portion of the new Invermere school site, directly south of Eileen Madson Primary school

CURRENT SITUATION

1. Marysville Elementary Childcare
 - Silverado Industries from Cranbrook awarded project in October - \$6,199,495.00
 - Shop drawings continue to be received and reviewed by consultant team.
 - BC Hydro design underway, not expecting any significant delays.
 - Excavation completed, footings and foundation walls completed.
 - Footing and foundation wall concrete strength tests passed.
 - Perimeter footing drains piped to a rock pit.
 - Foundation wall backfilled.



PUBLIC BOARD MEETING

- Storm drain pits on south side of new facility completed, work on the west pit scheduled for Spring.
 - New water piping to the City mains passed biological testing, connection will now occur as soon as weather permits.
 - Heat has been on the building footprint to prevent freezing, some freezing occurred during extreme cold, Geotechnical engineers are monitoring and will allow backfill for the concrete slab floor once frost has been removed. No issues anticipated.
 - Contractor is commencing framing, walls and roof expected to be completed by end of February.
2. Invermere Childcare
- MQN Architects awarded design of Invermere Childcare project. The same design team of sub-consultants from the Marysville project has been engaged by MQN.
 - Topographical survey and Geotechnical surveys completed.
 - Conceptual site plan completed and reviewed with District of Invermere.
 - Development permit (DP) application is being prepared:
 - Final proposed site plan completed - the construction site slopes away from 15th avenue, design team focused on determining an elevation of the new facility which will minimize excavation required.
 - Landscape Architect has created a conceptual plan for the outdoor play area and landscaping around the new facility.
 - A traffic Engineer from Calgary has been engaged to conduct a Traffic Impact Assessment. The report is a requirement of the DP.
 - BC Hydro submission is in development, will be submitted for approval in coming weeks.
 - Marysville childcare facility design will be used as a template for the Invermere childcare facility, once development permit has been submitted to the District of Invermere, the design team will commence design adjustments to the Marysville construction drawings for application to the Invermere site. For example, the plumbing leaving the building in Invermere is on the north of the building in Marysville it was on the south side, plumbing layout will need to be reversed.
 - Design timeline is expected to be significantly less than Marysville, therefore anticipating “issued for tender (IFT)” drawings to be ready for an April tender.
 - Tender will be scheduled once the development permit has been approved and the IFT drawings are ready for public tender.

STRATEGIC ALIGNMENT

The work to seek funding for new childcare spaces and to construct new childcare spaces aligns with the strategic direction of the Ministry of Education and Childcare and the strategic direction of School District No. 6 (Rocky Mountain).





DATE: February 13, 2024
TO: Board of Trustees
FROM: Steve Wyer, Assistant Superintendent of Schools
SUBJECT: BC Adolescent Health Survey
ORIGINATOR: Sharon Collin, Director of Instruction
REFERENCE: [BC Adolescent Health Survey](#)
[BC Physical and Health Education Curriculum](#)

PUBLIC BOARD MEETING

ISSUE

That the Board receive an update on the 2023 BC Adolescent Health Survey (AHS).

BACKGROUND

The McCreary Centre Society, founded in 1977, is a non-government, not-for-profit committed to improving the health of BC youth through research, evaluation, and public advocacy. One of their most significant contributions to the field of public policy has been the administration and evaluation of the BC AHS. This survey, first administered in 1992 and completed every five years, provides extensive research information on the factors that promote healthy development and behaviors that may be compromising health. This information is used not only by the Ministry of Education and Child Care, but other local, provincial, and federal policymakers.

RMSD students participated in the 2023 BC AHS in the Spring of 2023. Results specific to the district were shared with district staff in early December. The provincial report from the survey will be released on February 21, 2024, with 16 regional reports to follow shortly after that. All reports, past and present, can be reviewed at www.mcs.bc.ca.

CURRENT SITUATION

In comparing the health and well-being of students in RMSD in 2018 and 2023 the following was identified:



PUBLIC BOARD MEETING

In 2018	In 2023
81% of students rated their overall health as good or excellent, and 76% rated their mental health as good or excellent.	75% of students rated their overall health as good, and 62% rated their mental health as good or excellent.
27% had smoked tobacco. 33% had used cannabis.	22% had smoked tobacco. 33% had used cannabis. 36% had vaped.
56% slept for at least 8 hours.	48% slept for at least 8 hours.
16% did not eat breakfast on school days.	29% did not eat breakfast on school days.
25% had skipped school in the past month.	33% had skipped school in the past month.
79% planned to attend post-secondary.	69% planned to attend post-secondary.

Several themes have also been considered in a preliminary evaluation of data specific to RMSD.

Mental Health

A decline in the reported mental well-being of students in RMSD over the last five years was noted in the BC AHS results. This trend has been replicated over the last two years in other student surveys. To address these concerns, RMSD introduced the district Mental Health in Schools Strategy in the fall of 2023 seeking to articulate social and emotional learning and mental health literacy for students and staff.

RMSD is hopeful that through the investment of staff professional development and thoughtful implementation of the MindUp curriculum across K-8 classrooms, as well as Mental Health Literacy for all grade ten students, that we positively impact the 17% of students who did not access mental health services they needed because they didn't know where to go, they were concerned about their confidentiality, or were afraid of the stigma of seeking and accepting help.

In the past years, in response to COVID closures for social services, school counselling staff provided a significant level of intervention service to district students. Within the Mental Health in Schools strategy there is a commitment to realign school counselling services to academic and school supports for students, guiding students to therapeutic or interventions services within the community. The district would be well served to evaluate high school planning and transition to post-secondary education as a priority in future operational plans.

Relationships and Connection

Students were asked about their engagement with their community outside of school, including cultural and spiritual activities and sport. When asked to consider supportive adults in the community 84% of students were able to identify one caring adult in the community. This highlights the many positive relationships and enabling environments that are present in our school communities. Physical activity amongst students who live in RMSD was among the highest in the province.



PUBLIC BOARD MEETING

Use of Legal Substances

Review of student conduct reports and observations by school principals indicate that vaping use is on the rise with students. For the first time, the BC AHS asked about vaping, as well as the use of other legal substances including alcohol, tobacco, and cannabis. The data provided indicates that of the students who are using legal substances, most begin their use between the ages of 12 – 13.

In the Spring of 2024, in partnership with Interior Health and facilitated by school Youth Care Workers and Counsellors, grade 7 students in the Golden and Kimberley zones and grade 8 students in the Windermere zone will be offered an opportunity to participate in *PreVenture*. *PreVenture* is an evidence-based prevention program for youth 12-18 that uses personality-focused interventions to promote mental health and reduce the risk of substance use. *PreVenture* has proven efficacy in reducing use of legal substances and delayed initiation of alcohol use for youth who participate.

Sexual Health

The BC AHS asks students questions about sexuality and sexual health, aligned with the developmental appropriateness described in the BC Physical and Health Education curriculum, including questions about consent and decision making practices that impact the risk of contracting sexually transmitted infections and life-threatening communicable diseases.

In the survey, sexual health was a topic identified by students as a topic they wanted to learn more about. As described by a student aged 12, *"I would kind of like to learn more about sexual education. There is a lot of questions I have but embarrassed to ask."* Of significance, 95% of students reported that they had a phone or tablet. The internet and texting make it easy for people to do harm to others. The rise in instances of sextortion, sexting, and online sexual exploitation of children and youth make it more important than ever to help students understand privacy, consent, and healthy relationships.

FINANCIAL IMPLICATIONS

None

CONCLUSION

The data from the BC AHS, administered and evaluated by the McCreary Centre Society, will be reviewed further, in comparison to provincial trends, to identify opportunity for district staff to offer educational programming, and resources in schools to promote harm reduction and the physical and mental well-being of students.

STRATEGIC ALIGNMENT

Equity, diversity, and inclusion;
Success for each learner;
Growing the capacity of self and others.





DATE: February 13, 2023
TO: Board of Trustees
FROM: Steve Wyer, Acting Superintendent of Schools
SUBJECT: Indigenous Education Report
ORIGINATOR: Trent Dolgopol, Director of Instruction
REFERENCE: [Bill 40 – 2023 – School Amendment Act, 2023](#)

PUBLIC BOARD MEETING

ISSUE

That the Board receive an update on the status of Bill 40 School Amendment Act implementation.

BACKGROUND

On November 7th, 2023 the Legislative Assembly of the Province of British Columbia passed Bill 40 – School Amendment Act.

The legislation identifies new requirements for the following:

- First nation schools of choice
- Model local education agreement
- Indigenous Education Councils

CURRENT SITUATION

Rocky Mountain School District is currently collaborating with Indigenous Partners to address these new requirements.

We are awaiting confirmation from Akisqnuq First Nation and Shuswap Band for their respective schools of choice.

We are working on an updated Local Education Agreement (LEA) with Akisqnuq First Nation. We have agreed to wait for the new Model LEA template to be provided prior to considering further changes for the proposed LEA update. We continue to implement the current Akisqnuq LEA and meet regularly to discuss both implementation and future priorities.

We have been working with Shuswap Band to establish a Local Education Agreement (LEA). We have paused the collaborative LEA development efforts while we await the release of the new Model LEA template.

The Ministry of Education and Child Care anticipates releasing the new template, created in collaboration with FNEC, later this spring (April).

Finally, we have not yet begun working towards the establishment of an Indigenous Education Council



PUBLIC BOARD MEETING

(IEC), as defined by the new legislation. The Ministry has provided introductory information and was anticipating the release of a Terms of Reference and supporting documents by the end of January, 2024. The document and resources have not yet been released. We have heard that further Provincial engagement is still taking place prior to the publication of the document.

Once the IEC Terms of Reference are provided, we will engage with Indigenous Partners accordingly to support the establishment of the Council.

FINANCIAL IMPLICATIONS

None.

CONCLUSION

SD6 should continue monitoring the documentation and resources provided by the Ministry of Education and Child Care and will implement changes once additional guidance has been received.

KEY MESSAGES

- SD6 will work with local First Nations to confirm schools of choice.
- SD6 will continue working with Akisqnuq First Nation and Shuswap Band to update/establish Local Education Agreements.
- SD6 will be working with Indigenous Partners to establish an Indigenous Education Council.



DATE: February 13, 2024

TO: Board of Trustees

FROM: Danielle Warren, Director International Education

SUBJECT: RMISP Amended Budget

ORIGINATOR: Danielle Warren



PUBLIC BOARD MEETING

ISSUE

To update the Board of Education on the status of the International Student Program.

BACKGROUND

The final 2023-24 FTE for International Education (RMISP) will be 132, a partial shortfall from the budgeted amount of 150. This has resulted in a projected deficit of 80K that will be covered by previous year's surpluses of the International Student Program. This is an improvement from the original budget estimate which projected \$119,000 deficit.

Factors Impacting Budget and FTE:

- A change to the overtime parameters around exempt employees occurred. This was a result of revisiting the District's practice in regards to non-manager exempt employees who were required to receive compensation for hours in excess of their standard work week. This was not predicted and caused an increase to staffing costs of approximately 15%.
- Regular annual increase in amount paid per FTE to other districts through shared service agreement – while student tuition/program fees are not able to be increased at same speed
- Increases in the cost to run student activities and programming
- Increase in travel costs, both locally and overseas
- Continued challenge of increasing homestay capacity – impacted by higher cost of living
- Lack of ELL courses in schools limits the type of student we attract
- Lack of targeted recruitment activities and agent follow up prior to 2023
- Global recession, political instability

Market Position and Competition:

Programs in the US, NZ, AUST are all competing heavily for bigger shares of the K-12 student pool, as are all public K-12 international student programs across Canada. Other Canadian school boards are traveling significantly more since COVID-19 and have achieved better brand recognition in key/potential markets for RMISP. Additionally, we commonly lose prospective students to other small BC programs offering similar programs/activities and services, simply because we are more difficult to get to, lack easy access to a larger urban centre and are seen in some markets as more expensive, despite including many student activities/high quality staff support.



Program Efficiencies and Improvements:

- Elimination of the two-night Edmonton field trip due to logistics, cost and lack of curricular value
- For 2024-25 elimination of the overnight March winter camp at Blue Lake due to significant cost charged by camp, ongoing transportation concerns
- Elimination of Program vehicle (minivan) at KZO
- Cancelled Director recruitment trip to Japan – March 2024
- New contract for Homestay Coordinators
- RMISP rebrand has been well received – next step is a new brochure
- Strong application interest for 2024-25 from some key markets, slow in others, so will continue to connect regularly with agents and offer online recruitment/marketing support (102 FTE already in database system for 2024-25, and applications will be accepted all spring)
- Streamlined and improved internal processes, documents and staff workflow
- Strengthened social media presence, improved website functionality and appearance
- Agent survey and increased partner communication

FINANCIAL IMPLICATIONS

While this year's deficit can be covered by previous year surpluses, in future years we must consider bringing on another viable district for a shared service agreement to increase overall FTE and/or additionally amending the shared service agreements to more accurately reflect the cost of delivering an international student program in all communities. Lastly, staffing levels could be considered, dependent on FTE.

Reducing the budget for program/student activities and/or decreasing advertising/travel will have the opposite effect of what is intended – this is what builds our name, reputation and brand recognition overseas.

CONCLUSION

The Director of International Education will seek to continue to build the RMISP program with increased sustainability, quality and transparency.

Activities Supporting Growth:

- Regular assessment of budget to determine effective use of resources and staffing
- Careful and conservative FTE projection for future years
- Comparison and assessment of service providers for transportation, activities, external vendors
- Thoroughly assess ROI on all major expenditures, marketing/recruitment strategies and materials
- Addition of new shared service agreement district partners, where viable and appropriate
- Diversify student body
- Creative and persistent homestay family recruitment



February 2024

Sun	Mon	Tue	Wed	Thu	Fri	Sat
				1	2	3
4	5	6 Labour Relations Committee Virtual 12:30	7	8	9 Partner Liaison Meeting Vancouver	10
11	12	13 Board of Education Meeting, Virtual 6:00 pm In-Camera 7:00 pm Regular	14	15	16	17
18	19 Family Day	20 Non-Instructional Day	21	22	23	24
25	26	27 Policy Committee Virtual at 4:30 pm	28 Field Trip Committee Virtual at 4:30 pm	29		

March 2024

Sun	Mon	Tue	Wed	Thu	Fri	Sat
					1	2
3	4	5 Labour Relations Committee Virtual 12:30	6	7	8	9
10	11	12 Board of Education Meeting, Virtual 6:00 pm In-Camera 7:00 pm Regular	13	14	15	16
17	18 Spring break	19 Spring break	20 Spring break	21 Spring break	22 Spring break	23
24	25 Spring break	26 Spring break	27 Spring break	28 Spring break	29 Good Friday	30
31						